



IS standard



GROWING TOGETHER

TR 126



PRODUCT DATA SHEET



Bias



Performance




High Load Capacity





Traction



TR 126

 TR 126 is designed to fit small tractors in soil tillage operations. The deep lugs and the tread pattern provide excellent traction and outstanding load capacity features providing best tire performance in all operating conditions.

	Tire size	RIM		S.W. (mm)	O.D. (mm)	SLR (mm)	RC (mm)	Version	PR	Type	LI/SS
		Rec.	Alt.								
											
Ø 14"	6 - 14	5 JA ; 5 KB	-	157	655	305	1978	STD	4	TT	66 A6
	6 - 14	5 JA ; 5 KB	-	157	655	305	1978	STD	4	TL	66 A6
	6 - 14	5 JA ; 5 KB	-	157	655	305	1978	HD	8	TT	80 A6
	7 - 14	5 JA ; 5 KB	-	170	690	320	2070	STD	4	TT	72 A6
	7 - 14	5 JA ; 5 KB	-	170	690	320	2070	STD	4	TL	72 A6
	7 - 14	5 JA ; 5 KB	-	170	690	320	2070	STD	8	TT	95 A6

STD: Standard - HD: Heavy Duty



Tolerances: O.D. $\pm 2\%$ - S.W. $\pm 2\%$ - RC $\pm 2.5\%$ - LI/SS = Load Index / Speed Symbol; S.W. = Section Width; O.D. = Overall Diameter; SLR = Static Loaded Radius; RC = Rolling Circumference